

General Information about Company

- 1 Name of the Company : **NATURAL BIOCON (INDIA) LIMITED**
- 2 Scrip Code/ Name of the scrip/ class of security : **024151 (CSE)/ EQUITY SHARES [Listed on VSE, ASE & CSE]**
- 3 Share Holding Pattern filed under : **Regulation 31(1)(b)**
Type of Report- Quarterly- Quarter ended : **30.09.2019**
- 4 **Declaration:** The Listed entity is required to submit the following declaration to the extent of submission of information:-

Sr. No.	Particulars	Yes*	No*
1	Whether the Listed Entity has issued any partly paid up shares?	--	No
2	Whether the Listed Entity has issued any convertible Securities or Warrants?	--	No
3	Whether the Listed Entity has issued any shares against which depository receipts are issued?	--	No
4	Whether the Listed Entity has issued any shares in locked-in?	--	No
5	Whether any shares held by Promoters are pledged or otherwise encumbered?	--	No
6	Whether company has equity shares with differential voting rights?	--	No

*If the Listed Entity selects the option 'No' for the questions above, the columns for the partly paid up shares, Outstanding Convertible Securities/Warrants, depository receipts, locked-in shares, No of shares pledged or otherwise encumbered by promoters, as applicable, shall not be displayed at the time of dissemination on the Stock Exchange website. Also wherever there is 'No' declared by Listed Entity in above table the values will be considered as 'Zero' by default on submission of the format of holding of specified securities.



NATURAL BIOCON (INDIA) LIMITED

Regd. Office: Cabin No. 1, C/309, Ganesh Meridian, Opp. Gujarat High Court, S. G. Highway Ah'd – 380060
CIN:L24299GJ1992PLC018210, Email Id: info@naturalbiocon.in, Website: www.naturalbiocon.in, Phone No.: 9409054403

Table I - Summary Statement holding of specified securities

Category code	Category of shareholders	Number of share holders	Number of fully paid up Equity shares held	Number of partly paid up Equity shares held	Number of Shares underlying Depository Receipts	Total number of Shares held	Shareholding as a % of total no. of Shares	Number of Voting Rights held		No of shares underlying Outstanding convertible securities	Shareholding as as % assuming full conversion of convertible securities	Number of Locked-in Shares		Number of Shares Pledged or otherwise		Number of shares held in dematerialized form
								No.of Voting Rights	Total as a %			No.	Total as a %	No.	Total as a %	
1	2	3	4	5	6	7	8	9		10	11	12		13		14
(A)	Promoter and Promoter Group	5	3293000	-	-	3293000	28.96	3293000	28.96	-	0.00	-	-	-	-	3292000
(B)	Public	582	8079800	-	-	8079800	71.04	8079800	71.04	-	0.00	-	-	-	-	0
(C)	Non Promoter-Non Public	-	-	-	-	-	-	-	-	-	-	-	-	-	-	-
(C1)	Shares underlying DRs	-	-	-	-	-	-	-	-	-	-	-	-	-	-	-
(C2)	Shares held by Employee Trusts	-	-	-	-	-	-	-	-	-	-	-	-	-	-	-
	TOTAL	587	11372800	-	-	11372800	100.00	11372800	100.00	-	0.00	-	-	-	-	3292000




Table II - Statement showing shareholding pattern of the Promoter and Promoter Group

Category code	Category of shareholders	PAN	Number of shareholders	Number of fully paid up Equity shares held	Number of partly paid up Equity shares held	Number of Shares underlying Depository Receipts	Total number of Shares held	Shareholding as a % of total no. of Shares	Number of Voting Rights held		No of shares underlying Outstanding convertible securities	Shareholding as % assuming full conversion of convertible securities	Number of Locked-in Shares		Number of Shares Pledged or otherwise encumbered		Number of shares held in dematerialized form	
									No. of Voting Rights	Total as a %			No.	Total as a %	No.	Total as a %		
	1	2	3	4	5	6	7	8	9		10	11	12		13		14	
(1)	Indian																	
(a)	Individuals/ Hindu Undivided Family																	
1	Kanubhai Vyas	AAXPV0358B	1	1000	-	-	1000	0.01	1000	0.01	-	-	-	-	-	-	-	0
2	Priyakant Upadhyay	AABPU4448F	1	782000	-	-	782000	6.88	782000	6.88	-	-	-	-	-	-	-	782000
3	Pushpa Trivedi	AERPT0008A	1	880000	-	-	880000	7.74	880000	7.74	-	-	-	-	-	-	-	880000
4	Tarlika P. Upadhyay	AAGPU6936R	1	780000	-	-	780000	6.86	780000	6.86	-	-	-	-	-	-	-	780000
5	Gita Shah	DNMPS0652G	1	850000	-	-	850000	7.47	850000	7.47	-	-	-	-	-	-	-	850000
(b)	Central Govt./ State Govt.(s)																	
(c)	Financial Institutions/ Banks																	
(d)	Bodies Corporate																	
	Sub-Total (A)(1)		5	3293000	-	-	3293000	28.95505	3293000	28.9551	0	0	0	0	0	0	0	3292000




Table II - Statement showing shareholding pattern of the Promoter and Promoter Group

Category code	Category of shareholders	PAN	Number of shareholders	Number of fully paid up Equity shares held	Number of partly paid up Equity shares held	Number of Shares underlying Depository Receipts	Total number of Shares held	Shareholding as a % of total no. of Shares	Number of Voting Rights held		No of shares underlying Outstanding convertible securities	Shareholding as % assuming full conversion of convertible securities	Number of Locked-in Shares		Number of Shares Pledged or otherwise encumbered		Number of shares held in dematerialized form
									No. of Voting Rights	Total as a %			No.	Total as a %	No.	Total as a %	
	1	2	3	4	5	6	7	8	9		10	11	12		13		14
(2)	Foreign																
(a)	Individuals (Non-Resident Individuals/ Foreign Individuals)																
(b)	Government																
(c)	Institutions																
(d)	Foreign Portfolio Investor																
(e)	Any Other (specify)																
	Sub-Total (A)(2)		-	-	-	-	-	-	-	-	-	-	-	-	-	-	-
	Total Shareholding of Promoter and Promoter Group (A)= (A)(1)+(A)(2)		5	3,293,000	-	-	3,293,000	28.96	3,293,000	28.96	-	-	-	-	-	-	3,292,000

Details of Shares which remain unclaimed for Promoter & Promoter Group

N.A.




Table III - Statement showing shareholding pattern of the Public shareholder

Category code	Category of shareholders	PAN	Number of shareholders	Number of fully paid up Equity shares held	Number of partly paid up Equity shares held	Number of Shares underlying Depository Receipts	Total number of Shares held	Shareholding as a % of total no. of Shares	Number of Voting Rights held		No of shares underlying Outstanding convertible securities	Shareholding as as % assuming full conversion of convertible securities	Number of Locked-in Shares		Number of Shares Pledged or otherwise encumbered		Number of shares held in dematerialized form
									No. of Voting Rights	Total as a %			No.	Total as a %	No.	Total as a %	
	1	2	3	4	5	6	7	8	9		10	11	12		13		14
(1)	Institutions																
(a)	Mutual Funds / UTI		-	-	-	-	-	-	-	-	-	-	-	-	-	-	-
(b)	Venture Capital Funds		-	-	-	-	-	-	-	-	-	-	-	-	-	-	-
(c)	Alternate Investment Funds		-	-	-	-	-	-	-	-	-	-	-	-	-	-	-
(d)	Foreign Venture Capital Investors		-	-	-	-	-	-	-	-	-	-	-	-	-	-	-
(e)	Foreign Portfolio Investors		-	-	-	-	-	-	-	-	-	-	-	-	-	-	-
(f)	Financial Institutions/Banks		-	-	-	-	-	-	-	-	-	-	-	-	-	-	-
(g)	Insurance Companies		-	-	-	-	-	-	-	-	-	-	-	-	-	-	-
(h)	Provident Funds/Pension Funds		-	-	-	-	-	-	-	-	-	-	-	-	-	-	-
(i)	Any Other (specify)																
	Sub-Total (B)(1)		-	-	-	-	-	-	-	-	-	-	-	-	-	-	-
(2)	Central Govt/State Govt(s)/President of India																
	Sub-Total (B)(2)		-	-	-	-	-	-	-	-	-	-	-	-	-	-	-




Table III - Statement showing shareholding pattern of the Public shareholder

Category code	Category of shareholders	PAN	Number of shareholders	Number of fully paid up Equity shares held	Number of partly paid up Equity shares held	Number of Shares underlying Depository Receipts	Total number of Shares held	Shareholding as a % of total no. of Shares	Number of Voting Rights held		No of shares underlying Outstanding convertible securities	Shareholding as % assuming full conversion of convertible securities	Number of Locked-in Shares		Number of Shares Pledged or otherwise encumbered		Number of shares held in dematerialized form
									No. of Voting Rights	Total as a %			No.	Total as a %	No.	Total as a %	
	1	2	3	4	5	6	7	8	9		10	11	12		13		14
(3)	Non-institutions																
(a)	Individuals-																
	i. Individual shareholders holding nominal share capital up to Rs. 2 lakh.		553	7510	-	-	7510	0.07	7510	0.07	-	-	-	-	-	-	-
	ii. Individual shareholders holding nominal share capital in excess of Rs. 2 lakh.		27	7112290	-	-	7112290	62.54	7112290	62.54	-	-	-	-	-	-	-
(b)	NBFCs registered with RBI																
(c)	Employee Trusts																
(d)	Overseas Depositories (holding DRs) (balancing figure)																
(e)	Any Other (specify)																
i)	Bodies Corporate		2	960000	-	-	960000	8.44	960000	8.44	-	-	-	-	-	-	-
1	RP Advisors Private Limited			396000	-	-	396000	3.48	396000	3.48	-	-	-	-	-	-	-
2	Devrup Trading Limited			564000	-	-	564000	4.96	564000	4.96	-	-	-	-	-	-	-
ii)	Non Resident Repatriates		-	0	-	-	0	-	0	0.00	-	-	-	-	-	-	-
iii)	HUF		-	0	-	-	0	-	0	0.00	-	-	-	-	-	-	-
iv)	Clearing Members		-	-	-	-	0	-	0	0.00	-	-	-	-	-	-	-

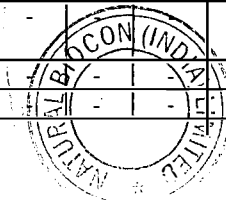



Table III - Statement showing shareholding pattern of the Public shareholder

Category code	Category of shareholders	PAN	Number of shareholders	Number of fully paid up Equity shares held	Number of partly paid up Equity shares held	Number of Shares underlying Depository Receipts	Total number of Shares held	Shareholding as a % of total no. of Shares	Number of Voting Rights held		No of shares underlying Outstanding convertible securities	Shareholding as % assuming full conversion of convertible securities	Number of Locked-in Shares		Number of Shares Pledged or otherwise encumbered		Number of shares held in dematerialized form
									No. of Voting Rights	Total as a %			No.	Total as a %	No.	Total as a %	
	1	2	3	4	5	6	7	8	9		10	11	12		13		14
Shareholders holding more than 1%																	
1	Keyur Shah	BDIPS7450L	1	350010	-	-	350010	3.08	350010	3.08	-	-	-	-	-	-	-
2	Kamal Sheth	BMIPS7563P	1	137510	-	-	137510	1.21	137510	1.21	-	-	-	-	-	-	-
3	SHAH FALGUNI JIGNESHKUMAR	BUSPJ3637B	1	266720	-	-	266720	2.35	266720	2.35	-	-	-	-	-	-	-
4	Tapsya Sheth	CUUPS4796K	1	187800	-	-	187800	1.65	187800	1.65	-	-	-	-	-	-	-
5	Meena Shah	CUUPS4446L	1	187600	-	-	187600	1.65	187600	1.65	-	-	-	-	-	-	-
6	Deepak Kapre	BAGPK7611A	1	555500	-	-	555500	4.88	555500	4.88	-	-	-	-	-	-	-
7	Ashoksing Bhadoriya	APCPB9259H	1	200000	-	-	200000	1.76	200000	1.76	-	-	-	-	-	-	-
8	Pranav Patel	AHJPP3234D	1	194010	-	-	194010	1.71	194010	1.71	-	-	-	-	-	-	-
9	Pranav C Patel HUF	AANHP6266N	1	191510	-	-	191510	1.68	191510	1.68	-	-	-	-	-	-	-
10	Rupal Patel	AGLPP3617P	1	181010	-	-	181010	1.59	181010	1.59	-	-	-	-	-	-	-
13	BHARATIBEN KIRITKUMAR THAKER	Not Available	1	278600	-	-	278600	2.45	278600	2.45	-	-	-	-	-	-	-
14	DIPAK KUMAR	ENGPS5674K	1	277200	-	-	277200	2.44	277200	2.44	-	-	-	-	-	-	-
15	KIRITKUMAR RAMAKANT THAKER	ABAPT5774H	1	285400	-	-	285400	2.51	285400	2.51	-	-	-	-	-	-	-
16	NILAMBER MUKUNDLAL SHAH	AQPPS7457N	1	285300	-	-	285300	2.51	285300	2.51	-	-	-	-	-	-	-
17	RUSHI NILAMBER SHAH	DJDPS2182E	1	276200	-	-	276200	2.43	276200	2.43	-	-	-	-	-	-	-
18	SUSHILABEN DIPAKKUMAR SHAH	ENGPS5679E	1	283600	-	-	283600	2.49	283600	2.49	-	-	-	-	-	-	-
19	DEVENDRAKUMAR MANGALBHAI PATEL	AKMPP7353F	1	561000	-	-	561000	4.93	561000	4.93	-	-	-	-	-	-	-
20	KINJALBEN SNEHALKUMAR SHAH	ETZPS3544F	1	262900	-	-	262900	2.31	262900	2.31	-	-	-	-	-	-	-
21	KRUNAL NARENDRA CHIKHALKAR	AUHPC2215Q	1	262900	-	-	262900	2.31	262900	2.31	-	-	-	-	-	-	-
22	JIGNA PRATIK ZAVERI	AAJPZ6100H	1	263100	-	-	263100	2.31	263100	2.31	-	-	-	-	-	-	-
23	DEVANGI DODIYA	BEGPD0380F	1	261900	-	-	261900	2.30	261900	2.30	-	-	-	-	-	-	-
24	PRABHABEN DODIYA	AXPPV9441A	1	262100	-	-	262100	2.30	262100	2.30	-	-	-	-	-	-	-
25	NATHALAL MOHANBHAI PANCHAL	BDUPP4192D	1	262100	-	-	262100	2.30	262100	2.30	-	-	-	-	-	-	-



NATURAL BIOCON (INDIA) LIMITED

Regd. Office: Cabin No. 1, C/309, Ganesh Meridian, Opp. Gujarat High Court, S. G. Highway Ah'd – 380060
CIN:L24299GJ1992PLC018210, Email Id: info@naturalbiocon.in, Website: www.naturalbiocon.in, Phone No.: 9409054403

Table III - Statement showing shareholding pattern of the Public shareholder

Category code	Category of shareholders	PAN	Number of shareholders	Number of fully paid up Equity shares held	Number of partly paid up Equity shares held	Number of Shares underlying Depository Receipts	Total number of Shares held	Shareholding as a % of total no. of Shares	Number of Voting Rights held		No of shares underlying Outstanding convertible securities	Shareholding as % assuming full conversion of convertible securities	Number of Locked-in Shares		Number of Shares Pledged or otherwise encumbered		Number of shares held in dematerialized form
									No. of Voting Rights	Total as a %			No.	Total as a %	No.	Total as a %	
	1	2	3	4	5	6	7	8	9		10	11	12		13		14
26	Kalpesh Ashokbhai Parmar	EKGPP8563M	1	191100	-	-	191100	1.68	191100	1.68	-	-	-	-	-	-	-
27	Indravadan Chandulal Rana	AJIPR0335A	1	334100	-	-	334100	2.94	334100	2.94	-	-	-	-	-	-	-
28	MANTHAN RAJESHBHAI BHAVSAR	ATWPB5386P	1	263110	-	-	263110	2.31	263110	2.31	-	-	-	-	-	-	-
	Sub-Total (B)(3)		582	8,079,800	-	-	8,079,800	71.04	8,079,800	71.04	-	-	-	-	-	-	-
	Total Public Shareholding(B)=(B)(1)+(B)(2)+(B)(3)		582	8079800	0	0	8079800	71.04	8079800	71.04	0	0	0	0	0	0	0



NATURAL BIOCON (INDIA) LIMITED

Regd. Office: Cabin No. 1, C/309, Ganesh Meridian, Opp. Gujarat High Court, S. G. Highway Ah'd – 380060
 CIN:L24299GJ1992PLC018210, Email Id: info@naturalbiocon.in, Website: www.naturalbiocon.in, Phone No.: 9409054403

Table IV - Statement showing shareholding pattern of the Non Promoter-Non Public shareholder

Category code	Category of shareholders	PAN	Number of shareholders	Number of fully paid up Equity shares held	Number of partly paid up Equity shares held	Number of Shares underlying Depository Receipts	Total number of Shares held	Shareholding as a % of total no. of Shares	Number of Voting Rights held		No of shares underlying Outstanding convertible securities	Shareholding as % assuming full conversion of convertible securities	Number of Locked-in Shares		Number of Shares Pledged or otherwise encumbered		Number of shares held in dematerialized form
									No. of Voting Rights	Total as a %			No.	Total as a %	No.	Total as a %	
	1	2	3	4	5	6	7	8	9		10	11	12		13		14
(1)	Custodian/DR Holder		-	-	-	-	-	-	-	-	-	-	-	-	-	-	-
(2)	Employee Benefit Trust (under SEBI (Share based Employee Benefit Regulations, 2014)		-	-	-	-	-	-	-	-	-	-	-	-	-	-	-
Total Non Promoter- Non Public Shareholding (C)= (C)(1)+(C)(2)			-	-	-	-	-	-	-	-	-	-	-	-	-	-	-

