

### General Information about Company

- 1 Name of the Company : NATURAL BIOCON (INDIA) LIMITED
- 2 Scrip Code/ Name of the scrip/ class of security : 439 (ASE)/ EQUITY SHARES [Listed on VSE, ASE & CSE]
- 3 Share Holding Pattern filed under : Regulation 31(1)(b)  
Type of Report- Quarterly- Quarter ended : March, 2017
- 4 **Declaration:** The Listed entity is required to submit the following declaration to the extent of submission of information:-

Sr. No.	Particulars	Yes*	No*
1	Whether the Listed Entity has issued any partly paid up shares?	--	No
2	Whether the Listed Entity has issued any convertible Securities or Warrants?	--	No
3	Whether the Listed Entity has issued any shares against which depository receipts are issued?	--	No
4	Whether the Listed Entity has issued any shares in locked-in?	--	No
5	Whether any shares held by Promoters are pledged or otherwise encumbered?	--	No
6	Whether company has equity shares with differential voting rights?	--	No

\*If the Listed Entity selects the option 'No' for the questions above, the columns for the partly paid up shares, Outstanding Convertible Securities/Warrants, depository receipts, locked-in shares, No of shares pledged or otherwise encumbered by promoters, as applicable, shall not be displayed at the time of dissemination on the Stock Exchange website. Also wherever there is 'No' declared by Listed Entity in above table the values will be considered as 'Zero' by default on submission of the format of holding of specified securities.






Table I - Summary Statement holding of specified securities

Category code	Category of shareholders	Number of share holders	Number of fully paid up Equity shares held	Number of partly paid up Equity shares held	Number of Shares under Depository Receipts	Total number of Shares held	Shareholding % of total Shares	Number of Voting Rights held		No of shares underlying convertible securities	Shareholding as % assuming full conversion of convertible securities	Number of Locked-in Shares		Number of Shares Pledged or otherwise		Number of shares held in dematerialized form	
								No. of Voting Rights	Total as a %			No.	Total as a %	No.	Total as a %		
1	2	3	4	5	6	7	8	9	10	11	12	13	14				
(A)	Promoter and Promoter Group	5	3293000	-	-	3293000	28.96	3293000	28.96	-	-	-	-	-	-	-	0
(B)	Public	639	8079800	-	-	8079800	71.04	8079800	71.04	-	-	-	-	-	-	-	0
(C)	Non Promoter-Non Public	-	-	-	-	-	-	-	-	-	-	-	-	-	-	-	-
(C1)	Shares underlying DRs	-	-	-	-	-	-	-	-	-	-	-	-	-	-	-	-
(C2)	Shares held by Employee Trusts	-	-	-	-	-	-	-	-	-	-	-	-	-	-	-	-
	TOTAL	644	11372800	-	-	11372800	100.00	11372800	100.00	-	-	-	-	-	-	-	0



**Table II - Statement showing shareholding pattern of the Promoter and Promoter Group**

Category of shareholders	PAN	Number of shareholders	Number of fully paid up Equity shares held	Number of partly paid up Equity shares held	Number of Shares underlying Depository Receipts	Total number of Shares held	Shareholding as a % of total Shares	Number of Voting Rights held		No of shares underlying Outstanding convertible securities	Shareholding as % assuming full conversion of convertible securities	Number of Locked-in Shares		Number of Shares Pledged or otherwise encumbered		Number of shares held in dematerialized form	
								No. of Voting Rights	Total as a %			No.	Total as a %	No.	Total as a %		
(1) Indian	2	3	4	5	6	7	8	9		10	11	12	13		14		
(a) Individuals/ Hindu Undivided Family																	
1 Kanubhai Vyas	AAXPV0358B	1	1000	-	-	1000	0.01	1000	0.01	-	-	-	-	-	-	0	
2 Priyakant Upadhyay	AABPU4448F	1	782000	-	-	782000	6.88	782000	6.88	-	-	-	-	-	-	0	
3 Pushpa Trivedi	AERPT0008A	1	880000	-	-	880000	7.74	880000	7.74	-	-	-	-	-	-	0	
4 Tarilka P. Upadhyay	AAGPU6936R	1	780000	-	-	780000	6.86	780000	6.86	-	-	-	-	-	-	0	
5 Gita Shah	DNNMPS0652G	1	850000	-	-	850000	7.47	850000	7.47	-	-	-	-	-	-	0	
(b) Central Govt./ State Govt.(s)																	
(c) Financial Institutions/ Banks																	
(d) Bodies Corporate																	
Sub-Total (A)(1)		5	3293000	-	-	3293000	28.95505	3293000	28.9551	0	0	0	0	0	0	0	



**Table II - Statement showing shareholding pattern of the Promoter and Promoter Group**

Category of shareholders code	PAN	Number of shareholders	Number of fully paid up Equity shares held	Number of partly paid up Equity shares held	Number of Shares underlying Depository Receipts	Total number of Shares held	Shareholding as a % of total Shares	Number of Voting Rights held		No of shares underlying Outstanding convertible securities	Shareholding as % assuming full conversion of convertible securities	Number of Locked-in Shares		Number of Shares Pledged or otherwise encumbered		Number of shares held in dematerialized form	
								No. of Voting Rights	Total as a %			No.	Total as a %	No.	Total as a %		
1	2	3	4	5	6	7	8	9	10	11	12	13	14				
(2) Foreign																	
(a) Individuals (Non-Resident Individuals/ Foreign Individuals)																	
(b) Government																	
(c) Institutions																	
(d) Foreign Portfolio Investor																	
(e) Any Other (specify)																	
<b>Sub-Total (A)(2)</b>		-	-	-	-	-	-	-	-	-	-	-	-	-	-	-	-
<b>Total Shareholding of Promoter and Promoter Group (A)= (A)(1)+(A)(2)</b>		5	3,293,000	-	-	3,293,000	28.96	3,293,000	28.96	-	-	-	-	-	-	-	-

Details of Shares which remain unclaimed for Promoter & Promoter Group **N.A.**




Table III - Statement showing shareholding pattern of the Public shareholder

Category code	Category of shareholders	PAN	Number of shareholders	Number of fully paid up Equity shares held	Number of partly paid up Equity shares held	Number of Shares underlying Depository Receipts	Total number of Shares held	Shareholding as a % of total no. of Shares	Number of Voting Rights held		No of shares underlying Outstanding convertible securities	Shareholding as % assuming full conversion of convertible securities	Number of Locked-in Shares		Number of Shares Pledged or otherwise encumbered	Number of shares held in dematerialized form
									No. of Voting Rights	Total as a %			No.	Total as a %		
(1)	Institutions	2	3	4	5	6	7	8	9	10	11	12	13	14		
(a)	Mutual Funds / UTI		-	-	-	-	-	-	-	-	-	-	-	-	-	-
(b)	Venture Capital Funds		-	-	-	-	-	-	-	-	-	-	-	-	-	-
(c)	Alternate investment Funds		-	-	-	-	-	-	-	-	-	-	-	-	-	-
(d)	Foreign Venture Capital Investors		-	-	-	-	-	-	-	-	-	-	-	-	-	-
(e)	Foreign Portfolio Investors		-	-	-	-	-	-	-	-	-	-	-	-	-	-
(f)	Financial Institutions/Banks		-	-	-	-	-	-	-	-	-	-	-	-	-	-
(g)	Insurance Companies		-	-	-	-	-	-	-	-	-	-	-	-	-	-
(h)	Provident Funds/pension Funds		-	-	-	-	-	-	-	-	-	-	-	-	-	-
(i)	Any Other (specify)		-	-	-	-	-	-	-	-	-	-	-	-	-	-
(2)	Sub-Total (B)(1)		-	-	-	-	-	-	-	-	-	-	-	-	-	-
	Central Govt/State Govt(s)/President of India		-	-	-	-	-	-	-	-	-	-	-	-	-	-
	Sub-Total (B)(2)		-	-	-	-	-	-	-	-	-	-	-	-	-	-




Table III - Statement showing shareholding pattern of the Public shareholder

Category of shareholders	Category code	Category of shareholders	PAN	Number of shareholders	Number of fully paid up Equity shares held	Number of partly paid up Equity shares held	Number of Shares underlying Depository Receipts	Total number of Shares held	Shareholding as a % of total no. of Shares	Number of Voting Rights held		Shareholding as % assuming full conversion of convertible securities	Number of Locked-in Shares		Number of Shares Pledged or otherwise encumbered	Number of shares held in dematerialized form
										No. of Voting Rights	Total as a %		No.	Total as a %		
(3)	1	2	3	4	5	6	7	8	9	10	11	12	13	14		
<b>Non-institutions</b>																
<b>Individuals-</b>																
i. Individual shareholders holding nominal share capital up to Rs. 2 lakh.				543	23680	-	23680	0.21	23680	0.21	-	-	-	-	-	-
ii. Individual shareholders holding nominal share capital in excess of Rs. 2 lakh.				96	8056120	-	8056120	70.84	8056120	70.84	-	-	-	-	-	-
(b) NBFCs registered with RBI																
(c) Employee Trusts																
(d) Overseas Depositories (holding DRs) (balancing figure)																
(e) Any Other (specify)																
i) Bodies Corporate				-	0	-	0	-	0	0.00	-	-	-	-	-	-
ii) Non Resident Repatriates				-	0	-	0	-	0	0.00	-	-	-	-	-	-
iii) HUF				-	0	-	0	-	0	0.00	-	-	-	-	-	-
iv) Clearing Members				-	0	-	0	-	0	0.00	-	-	-	-	-	-
<b>Shareholders holding more than 1%</b>																
1	Keyur Shah		BDIPS7450L	1	350000	-	350000	3.08	350000	3.08	-	-	-	-	-	-
2	Saurabh Patel		AKOPP6680R	1	148000	-	148000	1.30	148000	1.30	-	-	-	-	-	-
	Reshma Patel		AZLPP5393D	1	419000	-	419000	3.68	419000	3.68	-	-	-	-	-	-
	Praveen Shah		CUUPS4796K	1	150000	-	150000	1.32	150000	1.32	-	-	-	-	-	-
5	Sheela Shah		CUUPS4446L	1	150000	-	150000	1.32	150000	1.32	-	-	-	-	-	-
6	Dheeraj Kapre		BAGPK7611A	1	215000	-	215000	1.89	215000	1.89	-	-	-	-	-	-
	Ashok Jig Bhadoriya		APCPB9259H	1	200000	-	200000	1.76	200000	1.76	-	-	-	-	-	-

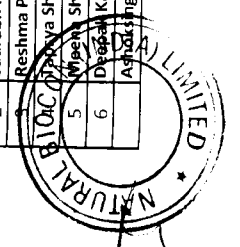




Table IV - Statement showing shareholding pattern of the Non Promoter-Non Public shareholder

Category of shareholders	PAN	Number of shareholders	Number of fully paid up Equity shares held	Number of partly paid up Equity shares held	Number of Shares underlying Depository Receipts	Total number of Shares held	Shareholding as a % of total no. of Shares	Number of Voting Rights held		No of shares underlying Outstanding convertible securities	Shareholding as % assuming full conversion of convertible securities	Number of Locked-in Shares		Number of Shares Pledged or otherwise encumbered		Number of shares held in dematerialized form	
								No. of Voting Rights	Total as a %			No.	Total as a %	No.	Total as a %		
(1) Custodian/DR Holder	2	3	4	5	6	7	8	9	-	10	11	12	13	14	-	-	-
(2) Employee Benefit Trust (under SEBI (Share based Employee Benefit Regulations, 2014)		-	-	-	-	-	-	-	-	-	-	-	-	-	-	-	-
Total Non Promoter- Non Public Shareholding (C)= (C(1))+C(2)		-	-	-	-	-	-	-	-	-	-	-	-	-	-	-	-

